

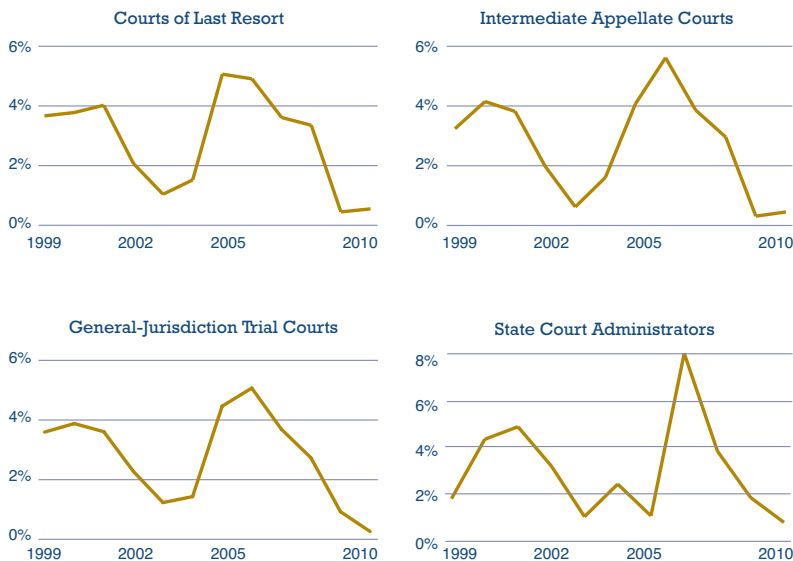


# Survey of Judicial Salaries

The *Survey of Judicial Salaries*, published for nearly 30 years by the National Center for State Courts (NCSC) with the support of State Court Administrative offices across the United States, serves as the primary record of compensation for state judicial officers and state court administrators.

This issue of the *Survey of Judicial Salaries* reports salary data as of July 1, 2010. This cut-off date is important because states implement salary changes at various points during the year. However, a standard and unchanging cutoff date must be established to publish salary data in a timely and predictable fashion. Various tables and graphics show average annual changes in salaries, salary rankings across the states, and the impact of cost-of-living indices on judicial salaries.

*Stagnant tax revenue collections, brought on by decreased economic activity, continue to limit government spending—the impact on judicial salaries is clearly being felt throughout state court systems*



Annual salary growth rates are shown in the adjacent charts, covering the fifty states and the District of Columbia. The annual percentage change in real-dollar salaries is shown for associate justices of courts of last resort (COLRs), associate judges of intermediate appellate courts (IACs), general-jurisdiction (GJ) trial-court judges, and state court administrators.

Through July 1, 2010, the annual percent increase in salaries for all positions examined in the trend charts shows a continued decrease since the end of 2006. The average annual increase across all states from January 1 through July 1, 2010 was just .47%. Given the deep and continuing recession in the U.S. and global economies, the near zero average increase was not surprising. With inflation being kept in check by the Federal Reserve, the erosion of salary purchasing power should be softened during the economic downturn (the Consumer Price Index was only 1.2% through October, 2010).

## Judicial Salaries at a Glance

The average annual percent changes for the four judicial positions, and the state court administrators analyzed by the *Survey*, is just .47% for the first half of 2010. As indicated in the table and graph below, this increase is far less than the pre-recession (2003-2007) average increase of 3.24%. The 2008/2009 average increase of 1.67% was seen as a possible bottom of the decreasing trend, but the current period shows yet another decrease. The ongoing impact of the recession on tax revenue and on state budgets is anticipated to level off, or worsen, before substantial improvement is seen. It seems unlikely that salary trends will improve substantially until the economy rebounds, which some economists are predicting to start by mid-decade. The following table summarizes current salaries for the major judicial positions.

|  | Mean      | Median    | Range                  | Average Annual % Change  |                      |              |
|--|-----------|-----------|------------------------|--------------------------|----------------------|--------------|
|  |           |           |                        | Pre-Recession<br>2003-07 | Recession<br>2008-09 | 2010         |
| Chief, Highest Court                     | \$156,143 | \$152,500 | \$115,160 to \$228,856 | 3.19%                    | 1.58%                | 0.61%        |
| Associate Justice, Court of Last Resort  | \$151,462 | \$146,917 | \$112,530 to \$218,237 | 3.21%                    | 1.88%                | 0.52%        |
| Judge, Intermediate Appellate Courts     | \$146,431 | \$140,732 | \$105,050 to \$204,599 | 3.20%                    | 1.60%                | 0.41%        |
| Judge, General-Jurisdiction Trial Courts | \$136,030 | \$132,500 | \$104,170 to \$178,835 | 3.30%                    | 1.91%                | 0.35%        |
| State Court Administrators               | \$134,750 | \$127,026 | \$76,500 to \$211,272  | 3.30%                    | 1.38%                | 0.45%        |
| <b>Average</b>                           |           |           |                        | <b>3.24%</b>             | <b>1.67%</b>         | <b>0.47%</b> |

## Salaries and Rankings for Appellate and General-Jurisdiction Judges - Listed Alphabetically by State Name

The table below lists the salaries and rankings for associate justices of the courts of last resort, associate judges of intermediate appellate courts, and judges of general-jurisdiction trial courts (actual salaries and cost-of-living adjusted salaries) as of July 1, 2010. Where possible, the salary figures are actual salaries. In jurisdictions where some judges receive supplements, the figures are the most representative available—either the base salary, the midpoint of a range between the lowest and highest supplemented salaries, or the median. Salaries are ranked from highest to lowest, with the highest salary for each position having a rank of “1.” The lowest salary has a rank of “51” except for intermediate appellate courts, which exist in only 39 states. The mean, median, and salary range for each of the positions are also shown.

|                      | Highest Court          |      | Intermediate Appellate Court |      | General-Jurisdiction Trial Court |      |  |                 |               |
|----------------------|------------------------|------|------------------------------|------|----------------------------------|------|--|-----------------|---------------|
|                      | Salary                 | Rank | Salary                       | Rank | Salary                           | Rank | Adjusted for Cost of Living<br>Adjustment Factor | Adjusted Salary | Adjusted Rank |
| Alabama              | \$180,005              | 9    | \$178,878                    | 3    | \$134,943                        | 25   | 93.25  | \$144,712       | 13            |
| Alaska               | \$188,604              | 3    | \$178,188                    | 4    | \$174,396                        | 3    | 133.17   | \$130,956       | 25            |
| Arizona              | \$155,000              | 20   | \$150,000                    | 14   | \$145,000                        | 13   | 104.20   | \$139,158       | 18            |
| Arkansas             | \$145,204              | 30   | \$140,732                    | 20   | \$136,257                        | 23   | 90.39  | \$150,752       | 8             |
| California           | \$218,237              | 1    | \$204,599                    | 1    | \$178,789                        | 2    | 132.72   | \$134,707       | 21            |
| Colorado             | \$139,660              | 34   | \$134,128                    | 28   | \$128,598                        | 33   | 102.50   | \$125,462       | 32            |
| Connecticut          | \$162,520              | 16   | \$152,637                    | 11   | \$146,780                        | 12   | 125.50   | \$116,956       | 38            |
| Delaware             | \$185,050              | 6    |                              |      | \$168,850                        | 5    | 104.16   | \$162,110       | 3             |
| District of Columbia | \$184,500              | 7    |                              |      | \$174,000                        | 4    | 141.27   | \$123,171       | 34            |
| Florida              | \$157,976              | 18   | \$150,077                    | 13   | \$142,178                        | 15   | 98.66  | \$144,114       | 14            |
| Georgia              | \$167,210              | 11   | \$166,186                    | 8    | \$144,752                        | 14   | 92.99  | \$155,668       | 7             |
| Hawaii               | \$151,118              | 23   | \$139,924                    | 21   | \$136,127                        | 24   | 167.82   | \$81,116        | 51            |
| Idaho                | \$119,506              | 47   | \$118,506                    | 37   | \$112,043                        | 46   | 94.39  | \$118,698       | 37            |
| Illinois             | \$207,066              | 2    | \$194,888                    | 2    | \$178,835                        | 1    | 95.04  | \$188,168       | 1             |
| Indiana              | \$151,328              | 21   | \$147,103                    | 17   | \$125,647                        | 34   | 93.46  | \$134,446       | 22            |
| Iowa                 | \$163,200              | 15   | \$147,900                    | 16   | \$137,700                        | 20   | 94.51  | \$145,702       | 11            |
| Kansas               | \$135,905              | 39   | \$131,518                    | 32   | \$120,037                        | 42   | 92.15  | \$130,269       | 27            |
| Kentucky             | \$135,504              | 40   | \$130,044                    | 34   | \$124,620                        | 36   | 89.95  | \$138,536       | 19            |
| Louisiana            | \$149,572              | 25   | \$142,477                    | 19   | \$136,544                        | 22   | 96.17  | \$141,980       | 15            |
| Maine                | \$119,476              | 48   |                              |      | \$111,969                        | 47   | 114.59   | \$97,710        | 50            |
| Maryland             | \$162,352              | 17   | \$149,552                    | 15   | \$140,352                        | 17   | 123.56   | \$113,591       | 40            |
| Massachusetts        | \$145,984              | 27   | \$135,087                    | 27   | \$129,694                        | 30   | 117.70   | \$110,190       | 44            |
| Michigan             | \$164,610              | 13   | \$151,441                    | 12   | \$139,919                        | 18   | 93.01  | \$150,437       | 9             |
| Minnesota            | \$145,981              | 28   | \$137,552                    | 23   | \$129,124                        | 31   | 103.40   | \$124,877       | 33            |
| Mississippi          | \$112,530              | 51   | \$105,050                    | 39   | \$104,170                        | 51   | 91.75  | \$113,540       | 41            |
| Missouri             | \$137,034              | 38   | \$128,207                    | 35   | \$120,484                        | 41   | 91.97  | \$131,010       | 24            |
| Montana              | \$113,964              | 50   |                              |      | \$106,870                        | 50   | 99.43  | \$107,484       | 46            |
| Nebraska             | \$142,760              | 32   | \$135,622                    | 26   | \$132,053                        | 28   | 90.78  | \$145,459       | 12            |
| Nevada               | \$170,000              | 10   |                              |      | \$160,000                        | 8    | 101.14   | \$158,200       | 6             |
| New Hampshire        | \$146,917              | 26   |                              |      | \$137,804                        | 19   | 118.31   | \$116,479       | 39            |
| New Jersey           | \$185,482              | 5    | \$175,534                    | 6    | \$165,000                        | 6    | 129.77   | \$127,146       | 30            |
| New Mexico           | \$123,691              | 45   | \$117,506                    | 38   | \$111,631                        | 48   | 98.90  | \$112,867       | 43            |
| New York             | \$151,200              | 22   | \$144,000                    | 18   | \$136,700                        | 21   | 127.34   | \$107,349       | 47            |
| North Carolina       | \$137,249              | 36   | \$131,531                    | 31   | \$124,382                        | 37   | 96.92  | \$128,341       | 29            |
| North Dakota         | \$130,228              | 42   |                              |      | \$119,330                        | 43   | 98.59  | \$121,043       | 36            |
| Ohio                 | \$141,600              | 33   | \$132,000                    | 30   | \$121,350                        | 40   | 94.29  | \$128,701       | 28            |
| Oklahoma             | \$137,655              | 35   | \$130,410                    | 33   | \$124,373                        | 38   | 90.31  | \$137,720       | 20            |
| Oregon               | \$125,688              | 44   | \$122,820                    | 36   | \$114,468                        | 45   | 111.49   | \$102,667       | 48            |
| Pennsylvania         | \$186,450              | 4    | \$175,923                    | 5    | \$161,850                        | 7    | 100.39   | \$161,224       | 5             |
| Rhode Island         | \$156,213              | 19   |                              |      | \$140,642                        | 16   | 123.90   | \$113,514       | 42            |
| South Carolina       | \$137,171              | 37   | \$133,741                    | 29   | \$130,312                        | 29   | 98.88  | \$131,791       | 23            |
| South Dakota         | \$118,173              | 49   |                              |      | \$110,377                        | 49   | 101.25   | \$109,017       | 45            |
| Tennessee            | \$165,336              | 12   | \$159,840                    | 9    | \$154,320                        | 10   | 89.93  | \$171,603       | 2             |
| Texas                | \$150,000              | 24   | \$137,500                    | 24   | \$132,500                        | 26   | 90.71  | \$146,067       | 10            |
| Utah                 | \$145,350              | 29   | \$138,750                    | 22   | \$132,150                        | 27   | 94.71  | \$139,530       | 17            |
| Vermont              | \$129,245              | 43   |                              |      | \$122,867                        | 39   | 121.73   | \$100,930       | 49            |
| Virginia             | \$183,839              | 8    | \$168,322                    | 7    | \$158,134                        | 9    | 97.74  | \$161,790       | 4             |
| Washington           | \$164,221              | 14   | \$156,328                    | 10   | \$148,832                        | 11   | 105.08   | \$141,643       | 16            |
| West Virginia        | \$121,000              | 46   |                              |      | \$116,000                        | 44   | 94.97  | \$122,142       | 35            |
| Wisconsin            | \$144,495              | 31   | \$136,316                    | 25   | \$128,600                        | 32   | 98.41  | \$130,680       | 26            |
| Wyoming              | \$131,500              | 41   |                              |      | \$125,200                        | 35   | 99.61  | \$125,694       | 31            |
| Mean                 | \$151,462              |      | \$146,431                    |      | \$136,030                        |      |  |                 |               |
| Median               | \$146,917              |      | \$140,732                    |      | \$132,500                        |      |  |                 |               |
| Range                | \$112,530 to \$218,237 |      | \$105,050 to \$204,599       |      | \$104,170 to \$178,835           |      |  |                 |               |

## Using the ACCRA Cost-of-Living Index

The Council for Community and Economic Research—C2ER (formerly the ACCRA organization)—is the most widely accepted U.S. source for cost-of-living indices, with nearly 400 reporting jurisdictions across America. The cost-of-living indices used in this report were developed by examining the average costs of goods and services for the latest four running fiscal quarters. The factors reflect an average of the reporting jurisdictions in a particular state (i.e., the cost-of-living-index for Virginia is the average of the cost-of-living indices for each of the nine reporting jurisdictions in Virginia). More detailed information can be found at [www.accra.org](http://www.accra.org) or [www.c2er.org](http://www.c2er.org).

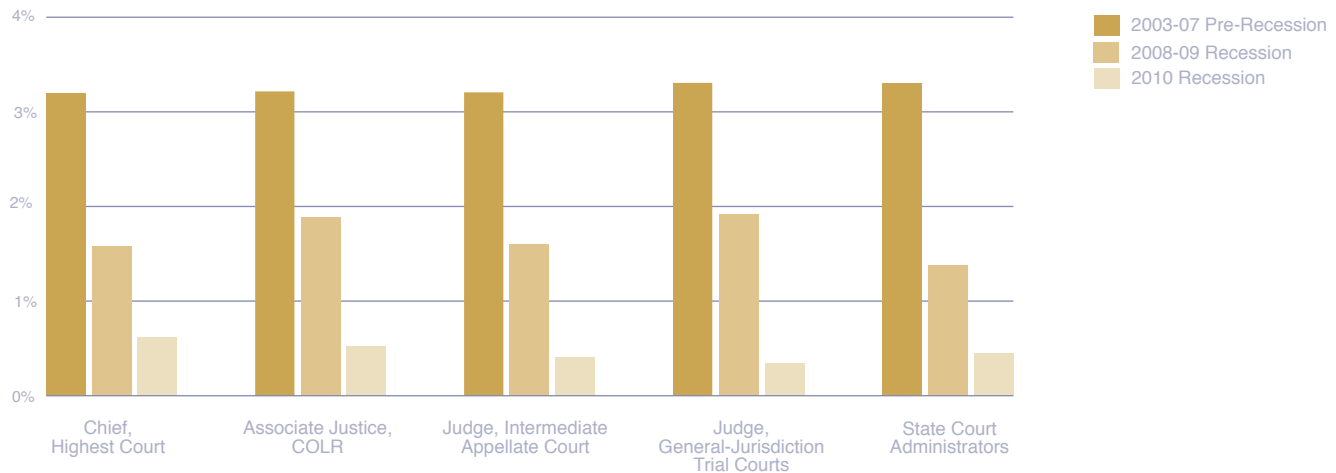
## Salaries and Rankings for Appellate and General-Jurisdiction Judges - Listed in Order of State Rank

The tables below list the salaries for associate justices of the courts of last resort, associate judges of intermediate appellate courts, and judges of general-jurisdiction trial courts (actual salaries and cost-of-living adjusted salaries) as of July 1, 2010. Where possible, the salary figures are actual salaries. In jurisdictions where some judges receive supplements, the figures are the most representative available—either the base salary, the midpoint of a range between the lowest and highest supplemented salaries, or the median. The listings are in rank order from highest to lowest salary. The mean, median, and salary range for each of the positions are also shown.

| Highest Court        |                        | Intermediate Appellate Court |           | General-Jurisdiction Trial Court |                             |                       |           |
|----------------------|------------------------|------------------------------|-----------|----------------------------------|-----------------------------|-----------------------|-----------|
|                      |                        |                              |           | Salary                           | Adjusted for Cost of Living |                       |           |
| California           | \$218,237              | California                   | \$204,599 | Illinois                         | \$178,835                   | Illinois              | \$188,168 |
| Illinois             | \$207,066              | Illinois                     | \$194,888 | California                       | \$178,789                   | Tennessee             | \$171,603 |
| Alaska               | \$188,604              | Alabama                      | \$178,878 | Alaska                           | \$174,396                   | Delaware              | \$162,110 |
| Pennsylvania         | \$186,450              | Alaska                       | \$178,188 | District of Columbia             | \$174,000                   | Virginia              | \$161,790 |
| New Jersey           | \$185,482              | Pennsylvania                 | \$175,923 | Delaware                         | \$168,850                   | Pennsylvania          | \$161,224 |
| Delaware             | \$185,050              | New Jersey                   | \$175,534 | New Jersey                       | \$165,000                   | Nevada                | \$158,200 |
| District of Columbia | \$184,500              | Virginia                     | \$168,322 | Pennsylvania                     | \$161,850                   | Georgia               | \$155,668 |
| Virginia             | \$183,839              | Georgia                      | \$166,186 | Nevada                           | \$160,000                   | Arkansas              | \$150,752 |
| Alabama              | \$180,005              | Tennessee                    | \$159,840 | Virginia                         | \$158,134                   | Michigan              | \$150,437 |
| Nevada               | \$170,000              | Washington                   | \$156,328 | Tennessee                        | \$154,320                   | Texas                 | \$146,067 |
| Georgia              | \$167,210              | Connecticut                  | \$152,637 | Washington                       | \$148,832                   | Iowa                  | \$145,702 |
| Tennessee            | \$165,336              | Michigan                     | \$151,441 | Connecticut                      | \$146,780                   | Nebraska              | \$145,459 |
| Michigan             | \$164,610              | Florida                      | \$150,077 | Arizona                          | \$145,000                   | Alabama               | \$144,712 |
| Washington           | \$164,221              | Arizona                      | \$150,000 | Georgia                          | \$144,752                   | Florida               | \$144,114 |
| Iowa                 | \$163,200              | Maryland                     | \$149,552 | Florida                          | \$142,178                   | Louisiana             | \$141,980 |
| Connecticut          | \$162,520              | Iowa                         | \$147,900 | Rhode Island                     | \$140,642                   | Washington            | \$141,643 |
| Maryland             | \$162,352              | Indiana                      | \$147,103 | Maryland                         | \$140,352                   | Utah                  | \$139,530 |
| Florida              | \$157,976              | New York                     | \$144,000 | Michigan                         | \$139,919                   | Arizona               | \$139,158 |
| Rhode Island         | \$156,213              | Louisiana                    | \$142,477 | New Hampshire                    | \$137,804                   | Kentucky              | \$138,536 |
| Arizona              | \$155,000              | Arkansas                     | \$140,732 | Iowa                             | \$137,700                   | Oklahoma              | \$137,720 |
| Indiana              | \$151,328              | Hawaii                       | \$139,924 | New York                         | \$136,700                   | California            | \$134,707 |
| New York             | \$151,200              | Utah                         | \$138,750 | Louisiana                        | \$136,544                   | Indiana               | \$134,446 |
| Hawaii               | \$151,118              | Minnesota                    | \$137,552 | Arkansas                         | \$136,257                   | South Carolina        | \$131,791 |
| Texas                | \$150,000              | Texas                        | \$137,500 | Hawaii                           | \$136,127                   | Missouri              | \$131,010 |
| Louisiana            | \$149,572              | Wisconsin                    | \$136,316 | Alabama                          | \$134,943                   | Alaska                | \$130,956 |
| New Hampshire        | \$146,917              | Nebraska                     | \$135,622 | Texas                            | \$132,500                   | Wisconsin             | \$130,680 |
| Massachusetts        | \$145,984              | Massachusetts                | \$135,087 | Utah                             | \$132,150                   | Kansas                | \$130,269 |
| Minnesota            | \$145,981              | Colorado                     | \$134,128 | Nebraska                         | \$132,053                   | Ohio                  | \$128,701 |
| Utah                 | \$145,350              | South Carolina               | \$133,741 | South Carolina                   | \$130,312                   | North Carolina        | \$128,341 |
| Arkansas             | \$145,204              | Ohio                         | \$132,000 | Massachusetts                    | \$129,694                   | New Jersey            | \$127,146 |
| Wisconsin            | \$144,495              | North Carolina               | \$131,531 | Minnesota                        | \$129,124                   | Wyoming               | \$125,694 |
| Nebraska             | \$142,760              | Kansas                       | \$131,518 | Wisconsin                        | \$128,600                   | Colorado              | \$125,462 |
| Ohio                 | \$141,600              | Oklahoma                     | \$130,410 | Colorado                         | \$128,598                   | Minnesota             | \$124,877 |
| Colorado             | \$139,660              | Kentucky                     | \$130,044 | Indiana                          | \$125,647                   | District of Columbia  | \$123,171 |
| Oklahoma             | \$137,655              | Missouri                     | \$128,207 | Wyoming                          | \$125,200                   | West Virginia         | \$122,142 |
| North Carolina       | \$137,249              | Oregon                       | \$122,820 | Kentucky                         | \$124,620                   | North Dakota          | \$121,043 |
| South Carolina       | \$137,171              | Idaho                        | \$118,506 | North Carolina                   | \$124,382                   | Idaho                 | \$118,698 |
| Missouri             | \$137,034              | New Mexico                   | \$117,506 | Oklahoma                         | \$124,373                   | Connecticut           | \$116,956 |
| Kansas               | \$135,905              | Mississippi                  | \$105,050 | Vermont                          | \$122,867                   | New Hampshire         | \$116,479 |
| Kentucky             | \$135,504              | Delaware                     |           | Ohio                             | \$121,350                   | Maryland              | \$113,591 |
| Wyoming              | \$131,500              | District of Columbia         |           | Missouri                         | \$120,484                   | Mississippi           | \$113,540 |
| North Dakota         | \$130,228              | Maine                        |           | Kansas                           | \$120,037                   | Rhode Island          | \$113,514 |
| Vermont              | \$129,245              | Montana                      |           | North Dakota                     | \$119,330                   | New Mexico            | \$112,867 |
| Oregon               | \$125,688              | Nevada                       |           | West Virginia                    | \$116,000                   | Massachusetts         | \$110,190 |
| New Mexico           | \$123,691              | New Hampshire                |           | Oregon                           | \$114,468                   | South Dakota          | \$109,017 |
| West Virginia        | \$121,000              | North Dakota                 |           | Idaho                            | \$112,043                   | Montana               | \$107,484 |
| Idaho                | \$119,506              | Rhode Island                 |           | Maine                            | \$111,969                   | New York              | \$107,349 |
| Maine                | \$119,476              | South Dakota                 |           | New Mexico                       | \$111,631                   | Oregon                | \$102,667 |
| South Dakota         | \$118,173              | Vermont                      |           | South Dakota                     | \$110,377                   | Vermont               | \$100,930 |
| Montana              | \$113,964              | West Virginia                |           | Montana                          | \$106,870                   | Maine                 | \$97,710  |
| Mississippi          | \$112,530              | Wyoming                      |           | Mississippi                      | \$104,170                   | Hawaii                | \$81,116  |
| Mean                 | \$151,462              |                              | \$146,431 |                                  | \$136,030                   |                       | \$131,316 |
| Median               | \$146,917              |                              | \$140,732 |                                  | \$132,500                   |                       | \$130,680 |
| Range                | \$112,530 to \$218,237 | \$105,050 to \$204,599       |           | \$104,170 to \$178,835           |                             | \$81,116 to \$188,168 |           |

# Pre- and Post-Recession Salary Changes

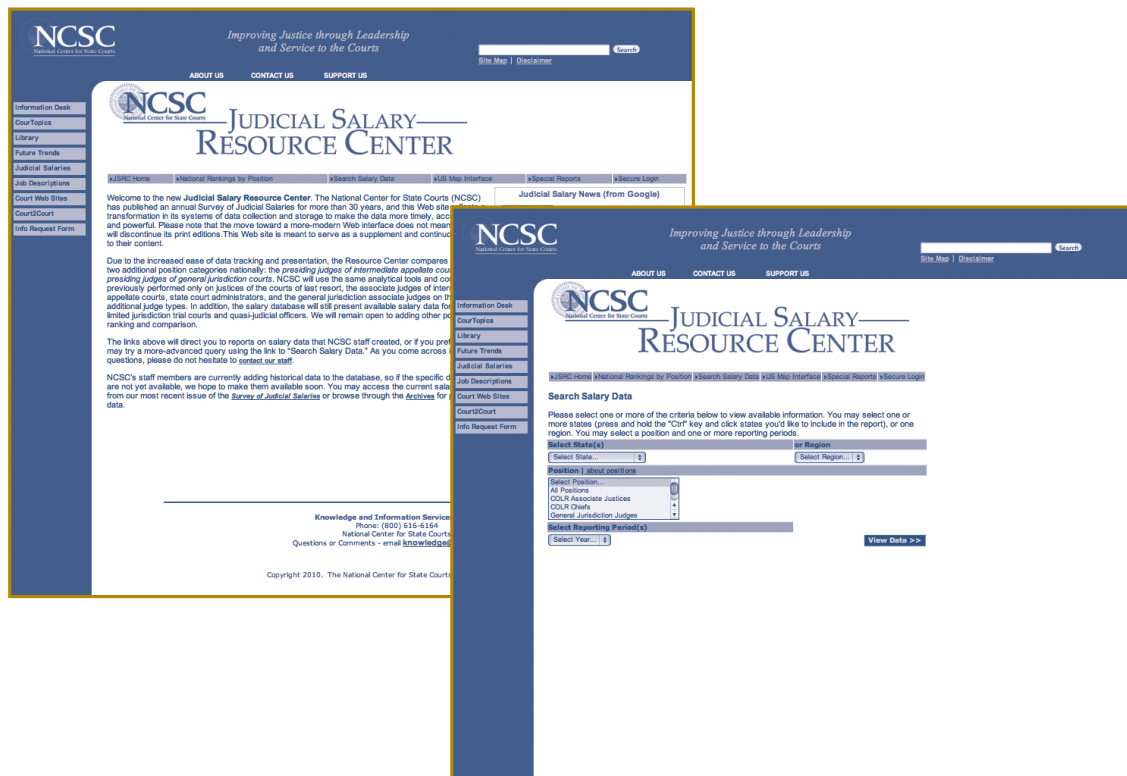
Average Annual % Change in Salaries



## Detailed Salary Information Available at the Judicial Salary Resource Center

The Judicial Salary Resource Center is an interactive source of judicial salary information. Users can search the database based on user-defined criteria. Once the data have been generated on a web page, users have the option of downloading the information on to an Excel spreadsheet by clicking the “Export” button. This database has proven to be useful for judges, court administrators, policy makers, researchers, academics and the general public. The Judicial Salary resource Center is located at:

[www.ncsc.org/JSRC](http://www.ncsc.org/JSRC).



## Alabama

as of 10-1-08

### Appellate and General

|                                    |           |
|------------------------------------|-----------|
| Chief Justice                      | \$161-201 |
| Associate Justice                  | \$160-200 |
| State Court Admin.                 | \$100-153 |
| Court of Appeals, Civil & Criminal | \$159-199 |
| Presiding Judge                    | \$160-199 |
| State Circuit Court                | \$120-150 |

### Limited and Special

|                 |             |
|-----------------|-------------|
| Probate Court   | Set locally |
| District Court  | \$119-150   |
| Municipal Court | Set locally |

Note: Some judges/justices receive higher salaries from a system of longevity hours.

## Alaska

as of 7-1-09

### Appellate and General

|                    |   |
|--------------------|---|
| Chief Justice      | \$189   |
| Associate Justice  | \$189   |
| State Court Admin. | \$187   |
| Court of Appeals   | \$178   |
| Superior Court     | \$174 (Varies by location and cost of living) |

### Limited and Special

|                  |                                       |
|------------------|---------------------------------------|
| District Court   | \$148                                 |
| Magistrate Court | (Varies by caseload and law training) |

## Arizona

as of 7-1-08

### Appellate and General

|                    |           |
|--------------------|-----------|
| Chief Justice      | \$160     |
| Associate Justice  | \$155     |
| State Court Admin. | \$109-179 |
| Court of Appeals   | \$150     |
| Superior Court     | \$145     |

### Limited and Special

|                        |  |
|------------------------|--|
| Justice of Peace Court | (Varies by caseload, and is a percentage of the Superior Court Judge's salary) |
|------------------------|--|

## Arkansas

as of 7-01-09

### Appellate and General

|                    |                    |
|--------------------|--------------------|
| Chief Justice      | \$157              |
| Associate Justice  | \$145              |
| State Court Admin. | \$108              |
| Court of Appeals   | \$141, Chief \$143 |
| Circuit Court      | \$136              |

### Limited and Special

|                |             |
|----------------|-------------|
| District Court | \$122       |
| City Court     | Set locally |

## California

as of 11-14-07

### Appellate and General

|                    |           |
|--------------------|-----------|
| Chief Justice      | \$229*    |
| Associate Justice  | \$218     |
| State Court Admin. | \$192-211 |
| Courts of Appeal   | \$205     |
| Superior Court     | \$179     |

### Limited and Special

None

\*Includes an additional 4% over others on court.

## Colorado

as of 7-1-08

### Appellate and General

|                    |                    |
|--------------------|--------------------|
| Chief Justice      | \$143              |
| Associate Justice  | \$140              |
| State Court Admin. | \$137              |
| Court of Appeals   | \$134, Chief \$137 |
| District Court     | \$129              |

### Limited and Special

|                 |                                       |
|-----------------|---------------------------------------|
| Juvenile Court  | \$129 (Denver only)                   |
| Probate Court   | \$129 (Denver only)                   |
| County Court    | \$152 (Denver only), all others \$123 |
| Municipal Court | Set locally                           |

## Connecticut

as of 1-1-07

### Appellate and General

|                    |                    |
|--------------------|--------------------|
| Chief Justice      | \$176              |
| Associate Justice  | \$163              |
| State Court Admin. | \$169              |
| Appellate Court    | \$153, Chief \$161 |
| Superior Court     | \$147              |

\*Plus 3% semiannually after 25 or more years, 3/4 of 3% after 20-25 years, 1/2 of 3% after 15-20 years, 1/4 of 3% after 10-15 years.

### Limited and Special

|                |                    |
|----------------|--------------------|
| Probate Court  | \$55               |
| Family Support | \$122, Chief \$128 |

## Delaware

as of 7-1-07

### Appellate and General

|                    |  |
|--------------------|--|
| Chief Justice      | \$195  |
| Associate Justice  | \$185  |
| State Court Admin. | \$127  |
| Superior Court     | Associate \$169, Presiding \$184, Commissioner \$104 |

### Limited and Special

|                        |  |
|------------------------|--|
| Family Court           | Associate \$169, Presiding \$184, Commissioner \$104 |
| Justice of Peace Court | \$71-76, Chief Magistrate \$122                      |
| Ct. Com. Pleas.        | Associate \$169, Presiding \$184, Commissioner \$104 |
| Alderman's Court       | Set locally  |
| Court of Chancery      | Chancellor \$186, Vice \$175                         |

Note: Voluntary 2.5% pay cut, 100% participation.



## Florida

as of 7-7-09

### *Appellate and General*

|                           |       |
|---------------------------|-------|
| Chief Justice             | \$158 |
| Associate Justice         | \$158 |
| State Court Admin.        | \$135 |
| District Courts of Appeal | \$150 |
| Circuit Court             | \$142 |

### *Limited and Special*

|              |       |
|--------------|-------|
| County Court | \$134 |
|--------------|-------|

## Georgia

as of 1-1-08

### *Appellate and General*

|                    |           |
|--------------------|-----------|
| Chief Justice      | \$167     |
| Associate Justice  | \$167     |
| State Court Admin. | \$141     |
| Court of Appeals   | \$166     |
| Superior Court     | \$120-187 |

### *Limited and Special*

|                            |  |
|----------------------------|--|
| Juvenile Court             | \$85-164 (full-time), \$18-68 (part-time)  |
| Probate Court              | \$25-142   |
| Magistrate Court           | \$23-111 (full-time), Chief \$12-123<br>\$6-53 (part-time), Chief \$16-50<br>\$40-168 (full-time), \$11-70 (part-time) |
| State Court                |  |
| Municipal Court of Atlanta | \$139-141  |

## Hawaii

as of 7-1-09

### *Appellate and General*

|                               |                    |
|-------------------------------|--------------------|
| Chief Justice                 | \$157              |
| Associate Justice             | \$151              |
| State Court Admin.            | \$125              |
| Intermediate Court of Appeals | \$140, Chief \$146 |
| Circuit Court                 | \$136              |

### *Limited and Special*

|                |       |
|----------------|-------|
| District Court | \$128 |
|----------------|-------|

## Idaho

as of 7-1-08

### *Appellate and General*

|                    |  |
|--------------------|--|
| Chief Justice      | \$121  |
| Associate Justice  | \$120  |
| State Court Admin. | \$119  |
| Court of Appeals   | \$119  |
| District Court     | \$112, Administrative \$114<br>Magistrates \$107 |

### *Limited and Special*

None

## Illinois

as of 7-1-10

### *Appellate and General*

|                    |                        |
|--------------------|------------------------|
| Chief Justice      | \$207                  |
| Associate Justice  | \$207                  |
| State Court Admin. | \$195                  |
| Appellate Court    | \$195                  |
| Circuit Court      | \$179, Associate \$170 |

### *Limited and Special*

None

## Indiana

as of 7-1-08

### *Appellate and General*

|                            |  |
|----------------------------|--|
| Chief Justice              | \$151 + \$5.5 subsistence  |
| Associate Justice          | \$151 + \$3 subsistence  |
| State Court Admin.         | \$117  |
| Court of Appeals           | \$147 Associates + \$3<br>subsistence (\$5.5 Chief<br>subsistence) |
| Circuit and Superior Court | \$126 (may be supplemented<br>up to 5k)                            |

### *Limited and Special*

|                      |                          |
|----------------------|--------------------------|
| Probate Court        | \$126                    |
| County Court         | \$126                    |
| Juvenile Magistrates | \$101 (county pays \$41) |
| Magistrates          | \$101                    |

## Iowa

as of 7-1-08

### *Appellate and General*

|                    |   |
|--------------------|---|
| Chief Justice      | \$171   |
| Associate Justice  | \$163   |
| State Court Admin. | \$154   |
| Court of Appeals   | \$148, Chief \$153  |
| District Court     | \$138, Chief \$143, Associate \$122,<br>Part-time Magistrate \$38 |

### *Limited and Special*

None

## Kansas

as of 6-15-08

### *Appellate and General*

|                    |  |
|--------------------|--|
| Chief Justice      | \$139  |
| Associate Justice  | \$136  |
| State Court Admin. | \$120  |
| Court of Appeals   | \$132, Chief \$135                                   |
| District Court     | Judge \$120, Admin. Judge<br>\$121, Magistrate \$62* |

### *Limited and Special*

|                 |             |
|-----------------|-------------|
| Municipal Court | Set locally |
|-----------------|-------------|

\*May be supplemented by county governments.



## Kentucky

as of 7-1-09

### Appellate and General

|                    |                    |
|--------------------|--------------------|
| Chief Justice      | \$141              |
| Associate Justice  | \$136              |
| State Court Admin. | \$125              |
| Court of Appeals   | \$130, Chief \$133 |
| Circuit Court      | \$125, Chief \$126 |

### Limited and Special

|                |                    |
|----------------|--------------------|
| District Court | \$113, Chief \$114 |
|----------------|--------------------|



## Louisiana

as of 7-1-10

### Appellate and General\*

|                    |                    |
|--------------------|--------------------|
| Chief Justice      | \$157              |
| Associate Justice  | \$150              |
| State Court Admin. | \$142              |
| Courts of Appeal   | \$142, Chief \$150 |
| District Court     | \$137              |

\*Includes annual supplements.

### Limited and Special

|                         |   |
|-------------------------|---|
| Juvenile Court          | \$136   |
| Municipal/Traffic Court | \$43-55, New Orleans (based on local supplements) |
| City Court              | \$43-55 (based on local supplements)              |
| Parish Court            | \$81  |



## Maine

as of 7-1-08

### Appellate and General

|                    |  |
|--------------------|--|
| Chief Justice      | \$138                                  |
| Associate Justice  | \$119                                  |
| State Court Admin. | \$112                                  |
| Superior Court     | \$112, Chief \$117                     |
| District Court     | \$112, Deputy Chief \$114, Chief \$117 |

### Limited and Special

|                         |                                    |
|-------------------------|------------------------------------|
| Probate Court           | Set by legislature for each county |
| Family Court Magistrate | \$73                               |



## Maryland

as of 7-1-08

### Appellate and General

|                          |                    |
|--------------------------|--------------------|
| Chief Justice            | \$181              |
| Associate Justice        | \$162              |
| State Court Admin.       | \$142              |
| Court of Special Appeals | \$150, Chief \$153 |
| Circuit Court            | \$140              |
| Circuit Court Masters    | \$85-131           |

### Limited and Special

|                |                    |
|----------------|--------------------|
| Orphan's Court | Set locally        |
| District Court | \$127, Chief \$150 |



## Massachusetts

as of 7-23-06

### Appellate and General

|                    |                    |
|--------------------|--------------------|
| Chief Justice      | \$151              |
| Associate Justice  | \$146              |
| State Court Admin. | \$140              |
| Appeals Court      | \$135, Chief \$140 |
| Superior Court     | \$130, Chief \$135 |

### Limited and Special

|                 |                             |
|-----------------|-----------------------------|
| Juvenile Court  | \$130, Chief \$135          |
| Probate Court   | \$130, Chief \$135          |
| Housing Court   | \$130, Chief \$135          |
| District Court  | \$130, Chief \$135          |
| Municipal Court | \$130 (Boston), Chief \$135 |
| Land Court      | \$130, Chief \$135          |



## Michigan

as of 4-1-07

### Appellate and General

|                    |       |
|--------------------|-------|
| Chief Justice      | \$165 |
| Associate Justice  | \$165 |
| State Court Admin. | \$148 |
| Court of Appeals   | \$151 |
| Circuit Court      | \$140 |

### Limited and Special

|                 |   |
|-----------------|---|
| Probate Court   | \$140 (full-time),<br>\$26-63 (part-time) |
| District Court  | \$138                                     |
| Municipal Court | \$11-30*                                  |

\*Plus \$400 for each of the first two court dates each month and \$300 for each additional court date each month by a second municipality.



## Minnesota

as of 7-1-08

### Appellate and General

|                    |                                 |
|--------------------|---------------------------------|
| Chief Justice      | \$161                           |
| Associate Justice  | \$146                           |
| State Court Admin. | \$97-151                        |
| Court of Appeals   | \$138, Chief \$144              |
| District Court     | \$129, Chief \$136              |
|                    | Magistrate \$116, Referee \$116 |



## Mississippi

as of 7-1-07

### Appellate and General

|                        |                    |
|------------------------|--------------------|
| Chief Justice          | \$115              |
|                        | Presiding \$113    |
| Associate Justice      | \$113              |
| State Court Admin.     | \$77               |
| Court of Appeals       | \$105, Chief \$108 |
| Circuit/Chancery Court | \$104              |

### Limited and Special

|                 |                         |
|-----------------|-------------------------|
| Justice Court   | \$14-56* (part-time)    |
| County Court    | \$97-104*               |
| Municipal Court | Set locally (part-time) |

\*Depends on population.



## Missouri

as of 7-1-08

### Appellate and General

|                    |   |
|--------------------|---|
| Chief Justice      | \$140   |
| Associate Justice  | \$137   |
| State Court Admin. | \$118   |
| Court of Appeals   | \$128   |
| Circuit Court      | \$120, Associate \$109,<br>Commissioner \$109 |
| Family Court       | \$109   |
| Probate Court      | \$120, Deputy \$109                           |

### Limited and Special

|                 |             |
|-----------------|-------------|
| Municipal Court | Set locally |
|-----------------|-------------|



## Montana

as of 7-1-09

### Appellate and General

|                     |        |
|---------------------|--------|
| Chief Justice       | \$115  |
| Associate Justice   | \$114  |
| State Court Admin.  | \$100* |
| District Court      | \$107  |
| Water Court         | \$107  |
| Workers Comp. Court | \$107  |

### Limited and Special

|                        |             |
|------------------------|-------------|
| Justice of Peace Court | Set locally |
| City Court             | Set locally |
| Municipal Court        | Set locally |

\*Longevity supplement may apply.



## Nebraska

as of 9-1-10

### Appellate and General

|                    |        |
|--------------------|--------|
| Chief Justice      | \$143  |
| Associate Justice  | \$143  |
| State Court Admin. | \$116  |
| Court of Appeals   | \$136* |
| District Court     | \$132* |

### Limited and Special

|              |       |
|--------------|-------|
| County Court | \$128 |
|--------------|-------|

\*Salary set as % of Associate Justice.



## Nevada

as of 1-5-09

### Appellate and General

|                    |       |
|--------------------|-------|
| Chief Justice      | \$170 |
| Associate Justice  | \$170 |
| State Court Admin. | \$124 |
| District Court     | \$160 |

### Limited and Special

|                |            |
|----------------|------------|
| District Court | \$46-154*  |
| City Court     | \$141-153* |

8% after 4 years of service. Each year after an additional 2% up to a maximum of 22% after 11 years of service. For Appellate and General Jurisdiction Judges, 8% after 4 years of service, then 2% yearly up to 22% after 11 years of service; Other judges may get 2% yearly up to 20% after 10 years of service.

\*Includes supplements.



## New Hampshire

as of 1-2-09

### Appellate and General

|                    |                    |
|--------------------|--------------------|
| Chief Justice      | \$151              |
| Associate Justice  | \$147              |
| State Court Admin. | \$118              |
| Superior Court     | \$137, Chief \$147 |

### Limited and Special

|                |                            |
|----------------|----------------------------|
| Probate Court  | \$137, \$21-56 (part-time) |
| District Court | \$137, \$16-87 (part-time) |



## New Jersey

as of 1-1-09

### Appellate and General

|                    |                                  |
|--------------------|----------------------------------|
| Chief Justice      | \$193                            |
| Associate Justice  | \$185                            |
| State Court Admin. | \$176                            |
| Superior Court     | \$176                            |
| Appellate Division |                                  |
| Superior Court     | \$165, Assignment<br>Judge \$172 |

### Limited and Special

|                 |             |
|-----------------|-------------|
| Surrogate Judge | Set locally |
| Municipal Court | Set locally |
| Tax Court       | \$165       |



## New Mexico

as of 7-1-08

### Appellate and General

|                    |                    |
|--------------------|--------------------|
| Chief Justice      | \$126              |
| Associate Justice  | \$124              |
| State Court Admin. | \$121              |
| Court of Appeals   | \$118, Chief \$119 |
| District Court     | \$112, Chief \$113 |

### Limited and Special

|                    |                                 |
|--------------------|---------------------------------|
| Probate Court      | Set locally                     |
| Metropolitan Court | \$106 (Bernalillo), Chief \$108 |
| Magistrate Court   | \$79, Presiding \$80            |
| Municipal Court    | Set locally                     |

Unless noted, all amounts are shown in \$ thousands; salaries are rounded for easier comparison.



## New York

as of 1-1-99

### Appellate and General

|                    |                         |
|--------------------|-------------------------|
| Chief Justice      | \$156                   |
| Associate Justice  | \$151                   |
| State Court Admin. | \$148                   |
| Appellate Division | \$144, Presiding \$148  |
| Appellate Terms    | \$140, Presiding \$143  |
| Supreme Court      | \$137                   |
| County Court       | \$120-137 (outside NYC) |

### Limited and Special

|                               |   |
|-------------------------------|---|
| Court of Claims               | \$137, Presiding \$144                    |
| Civil and Criminal Court, NYC | \$126                                     |
| District Court                | \$123, Presiding \$127 (Nassau & Suffolk) |
| Family Court                  | \$120-137 (NYC Admin. Judge \$142)        |
| Surrogates' Court             | \$120-137                                 |
| Housing Court, NYC            | \$115                                     |
| Other City Courts             | \$109-120                                 |



## NC North Carolina as of 7-1-08

### Appellate and General

|                    |                           |
|--------------------|---------------------------|
| Chief Justice      | \$141                     |
| Associate Justice  | \$137                     |
| State Court Admin. | \$127                     |
| Court of Appeals   | \$132, Chief \$135        |
| Superior Court     | \$124, Senior Judge \$128 |

### Limited and Special

|                |                    |
|----------------|--------------------|
| District Court | \$109, Chief \$113 |
|----------------|--------------------|

Note: Judges/Justices and SCA may receive additional longevity pay at increasing percentages for 5, 10, 15, 20 years of qualifying service.



## North Dakota as of 7-1-09

### Appellate and General

|                    |                              |
|--------------------|------------------------------|
| Chief Justice      | \$134                        |
| Associate Justice  | \$130                        |
| State Court Admin. | \$111                        |
| District Court     | \$119, Presiding Judge \$123 |

### Limited and Special

|                 |             |
|-----------------|-------------|
| Municipal Court | Set locally |
|-----------------|-------------|



## Ohio as of 1-1-08

### Appellate and General

|                       |           |
|-----------------------|-----------|
| Chief Justice         | \$151     |
| Associate Justice     | \$142     |
| State Court Admin.    | \$125-145 |
| Court of Appeals      | \$132     |
| Court of Common Pleas | \$121     |

### Limited and Special

|                                   |                                     |
|-----------------------------------|-------------------------------------|
| Juvenile/Domestic Relations Court | \$121                               |
| Probate Court                     | \$121                               |
| County Court                      | \$66 (part-time)                    |
| Municipal Court                   | \$114 (full-time), \$66 (part-time) |
| Mayor's Court                     | Set locally                         |



## Oklahoma as of 7-01-08

### Appellate and General

|                                   |  |
|-----------------------------------|--|
| Chief Justice, Supreme Court      | \$147  |
| Presiding Judge, Criminal Appeals | \$143  |
| Associate Justice                 | \$138  |
| State Court Admin.                | \$130  |
| Court of Appeals                  | \$130, Presiding Judge \$133                                 |
| District Court                    | \$124, Associate \$115, Special Judge lawyer/nonlawyer \$105 |

### Limited and Special

|                             |             |
|-----------------------------|-------------|
| Municipal Court             | Set locally |
| Workers' Compensation Court | \$124       |

Note: District Judges serve on Courts of Tax and Bank Review.



## Oregon as of 1-1-09

### Appellate and General

|                    |                             |
|--------------------|-----------------------------|
| Chief Justice      | \$129                       |
| Associate Justice  | \$126                       |
| State Court Admin. | \$97-157                    |
| Court of Appeals   | \$123, Chief \$126          |
| Tax Court          | \$118, Magistrates \$65-107 |
| Circuit Court      | \$114                       |

### Limited and Special

|                        |             |
|------------------------|-------------|
| Justice of Peace Court | Set locally |
| Municipal Court        | Set locally |
| City Court             | Set locally |



## Pennsylvania as of 1-1-09

### Appellate and General

|                                    |   |
|------------------------------------|---|
| Chief Justice                      | \$192   |
| Associate Justice                  | \$186   |
| State Court Admin.                 | \$171   |
| Superior Court/ Commonwealth Court | \$176, Presiding \$181  |
| Court of Common Pleas              | \$162, Presiding \$163-165 (based on # of judges/ population) |

### Limited and Special

|                         |  |
|-------------------------|--|
| District Court          | \$81 (excluding Philadelphia and Pittsburgh) |
| Municipal Court (Phil.) | \$158, Presiding \$161                       |
| Traffic Court (Phil.)   | \$85, Presiding \$86                         |



## Rhode Island as of 6-22-09

### Appellate and General

|                    |  |
|--------------------|--|
| Chief Justice      | \$172                                    |
| Associate Justice  | \$156                                    |
| Special Master     | \$132                                    |
| State Court Admin. | \$113-125                                |
| Superior Court     | \$141, Presiding \$155, Magistrate \$132 |

### Limited and Special

|                             |  |
|-----------------------------|--|
| Family Court                | \$141, Chief \$155, Magistrates \$132  |
| Probate Court               | Set locally  |
| District Court              | \$135, Chief \$155, Admin. Judge \$141, Magistrate \$132, Clerk Magistrate \$132 |
| Workers' Compensation Court | \$135, Chief \$155   |
| Traffic Tribunal            | \$132, Magistrate \$132, Chief \$135   |
| Municipal Court             | Set locally  |

Note: Judge/Justice may also receive longevity pay. Judges salaries were reduced from reported figures in 2010 by 8 mandatory furlough days.



## South Carolina as of 6-2-08

### Appellate and General

|                    |                      |
|--------------------|----------------------|
| Chief Justice      | \$144*               |
| Associate Justice  | \$137                |
| State Court Admin. | \$123                |
| Court of Appeals   | \$134,* Chief \$136* |
| Circuit Court      | \$130*               |

### Limited and Special

|                  |                                   |
|------------------|-----------------------------------|
| Family Court     | \$127*                            |
| Probate Court    | Set locally by population formula |
| Municipal Court  | Set locally by population formula |
| Magistrate Court | Set locally by population formula |

\*Set as % of Associate Justices.

SD

## South Dakota

as of 8-24-08

### Appellate and General

|                    |  |
|--------------------|--|
| Chief Justice      | \$120  |
| Associate Justice  | \$118  |
| State Court Admin. | \$100  |
| Circuit Court      | \$110, Presiding Judge \$112,<br>Law-Trained Magistrate \$87 |

### Limited and Special

None

TN

## Tennessee

as of 7-1-08

### Appellate and General

|   |                        |
|---|------------------------|
| Chief Justice                                 | \$170                  |
| Associate Justice                             | \$165                  |
| State Court Admin.                            | \$147                  |
| Court of Appeals/Court<br>of Criminal Appeals | \$160, Presiding \$162 |
| Circuit/Chancery/<br>Probate/Criminal         | \$154                  |

### Limited and Special

|                        |             |
|------------------------|-------------|
| Juvenile Court         | Set locally |
| General Sessions Court | Set locally |
| Municipal Court        | Set locally |

TX

## Texas

as of 9-1-07

### Appellate and General

|                    |                              |
|--------------------|------------------------------|
| Chief Justice      | \$153                        |
| Associate Justice  | \$150                        |
| State Court Admin. | \$130                        |
| Court of Appeals   | \$138-145,* Chief \$140-148* |
| District Court     | \$125-140*                   |

### Limited and Special

|                        |             |
|------------------------|-------------|
| Probate Court          | Set locally |
| Justice of Peace Court | Set locally |
| County Court           | Set locally |
| Municipal Court        | Set locally |

\*Includes supplements.

UT

## Utah

as of 7-1-08

### Appellate and General

|                    |                              |
|--------------------|------------------------------|
| Chief Justice      | \$147                        |
| Associate Justice  | \$145                        |
| State Court Admin. | \$132                        |
| Court of Appeals   | \$139, Chief \$141           |
| District Court     | \$132, Presiding Judge \$134 |

### Limited and Special

|                        |                              |
|------------------------|------------------------------|
| Juvenile Court         | \$132, Presiding Judge \$134 |
| Justice of Peace Court | varies                       |

VT

## Vermont

as of 7-9-07

### Appellate and General

|                                    |   |
|------------------------------------|---|
| Chief Justice                      | \$135   |
| Associate Justice                  | \$129   |
| State Court Admin.                 | \$123   |
| Superior/District/<br>Family Court | \$123, Admin. Judge \$129<br>(Asst. Judges \$36-142/day)* |

### Limited and Special

|                          |         |
|--------------------------|---------|
| Child Support Magistrate | \$93    |
| Probate Court            | \$29-91 |
| Traffic/Municipal        | \$93    |
| Environmental Court      | \$123   |

\*Half-day minimum and hourly thereafter.

Note: Judges subject to one-day furlough each month.

VA

## Virginia

as of 11-24-08

### Appellate and General

|                    |                      |
|--------------------|----------------------|
| Chief Justice      | \$195*               |
| Associate Justice  | \$184*               |
| State Court Admin. | \$165                |
| Court of Appeals   | \$168,** Chief \$171 |
| Circuit Court      | \$158                |

### Limited and Special

|                                      |       |
|--------------------------------------|-------|
| Juvenile/Domestic<br>Relations Court | \$142 |
| General District Court               | \$142 |

\*Plus \$13,500 in lieu of travel, lodging, and other expenses.

\*\*Plus \$6,500 in lieu of travel, lodging, and other expenses.

Note: A portion of judicial officers did not accept pay increases; additionally, the Chiefs of the Supreme and Intermediate Appellate Courts did not accept pay increases.

WA

## Washington

as of 9-1-08

### Appellate and General

|                    |   |
|--------------------|---|
| Chief Justice      | \$164   |
| Associate Justice  | \$164   |
| State Court Admin. | \$143   |
| Court of Appeals   | \$156   |
| Superior Court     | \$149, Pro tem judge (if<br>retired judge) \$51/hr, Pro tem<br>judge (if attorney) \$85/hr* |

### Limited and Special

|                 |             |
|-----------------|-------------|
| District Court  | \$142       |
| Municipal Court | Set locally |

\*50% of this salary is paid by the respective counties.

WV

## West Virginia

as of 1-1-09

### Appellate and General

|                    |                                   |
|--------------------|-----------------------------------|
| Chief Justice      | \$121                             |
| Associate Justice  | \$121                             |
| State Court Admin. | \$122                             |
| Circuit Court      | \$116, Family Court<br>Judge \$83 |

### Limited and Special

|                  |                                      |
|------------------|--------------------------------------|
| Magistrate Court | \$44-50 (depending on<br>population) |
|------------------|--------------------------------------|

**WI**

## Wisconsin

as of 2-9-09

### *Appellate and General*

|                    |        |
|--------------------|--------|
| Chief Justice      | \$152  |
| Associate Justice  | \$144  |
| State Court Admin. | \$136* |
| Court of Appeals   | \$136  |
| Circuit Court      | \$129  |

### *Limited and Special*

|                 |             |
|-----------------|-------------|
| Municipal Court | Set locally |
|-----------------|-------------|

\*Tied to salary of Court of Appeals.

**WY**

## Wyoming

as of 7-1-08

### *Appellate and General*

|                    |       |
|--------------------|-------|
| Chief Justice      | \$132 |
| Associate Justice  | \$132 |
| State Court Admin. | \$110 |
| District Court     | \$125 |

### *Limited and Special*

|                 |             |
|-----------------|-------------|
| Magistrates     | Varies      |
| Circuit Court   | \$103       |
| Municipal Court | Set locally |

## District of Columbia

as of 1-4-09

### *Appellate and General*

|                   |  |
|-------------------|--|
| Chief Judge       | \$185                                      |
| Associate Judge   | \$185                                      |
| Executive Officer | \$174*                                     |
| Superior Court    | \$174, Chief \$175, Magistrate Judge \$153 |

### *Limited and Special*

None

\*Tied to salary of Superior Court.

## Federal System

as of 1-1-08

### *Appellate and General*

|                         |        |
|-------------------------|--------|
| Chief Justice           | \$217  |
| Associate Justice       | \$208  |
| Administrative Director | \$169* |
| Court of Appeals        | \$180  |
| District Court          | \$169  |

### *Limited and Special*

|                               |                     |
|-------------------------------|---------------------|
| Claims Court                  | \$169               |
| Courts of International Trade | \$169               |
| U.S. Magistrate Court         | \$156** (full-time) |
| U.S. Bankruptcy Court         | \$156**             |

\*Tied to salary of District Court.

\*\*92% of U.S. District Ct. Judge's salary.

## American Samoa

as of 5-26-06

### *Appellate and General*

|                           |                                |
|---------------------------|--------------------------------|
| Chief Justice             | \$125                          |
| Associate Justice         | \$119, Acting \$97             |
| Administrator/Comptroller | \$46 plus \$1,170/hr increment |
| District Court            | \$97*                          |

### *Limited and Special*

|               |                  |
|---------------|------------------|
| Village Court | \$44, Chief \$48 |
|---------------|------------------|

\*District Court Judge is also the Acting Associate Justice, and receives an additional \$20,000 for Acting Associate Justice duties.

## Guam

as of 10-1-08

### *Appellate and General\**

|                                |                                  |
|--------------------------------|----------------------------------|
| Chief Justice                  | \$133                            |
| Associate Justice              | \$131                            |
| Admin. Director                | \$120                            |
| Superior Court                 | \$104-148, Presiding Judge \$117 |
| Administrative Hearing Officer | \$113                            |

\*Ranges indicate supplements.

### *Limited and Special*

None

## Northern Mariana Islands

as of 2-26-93

### *Appellate and General*

|                    |                              |
|--------------------|------------------------------|
| Chief Justice      | \$130                        |
| Associate Justice  | \$126                        |
| State Court Admin. | \$70                         |
| Superior Court     | \$120, Presiding Judge \$123 |

### *Limited and Special*

None

## Puerto Rico

as of 8-22-03

### *Appellate and General*

|                          |       |
|--------------------------|-------|
| Chief Justice            | \$125 |
| Associate Justice        | \$120 |
| State Court Admin.       | \$111 |
| Circuit Court of Appeals | \$105 |
| Superior Court           | \$90  |
| Municipal Court          | \$70  |

### *Limited and Special*

None

## Virgin Islands

as of 10-1-08

### *Appellate and General*

|                        |                              |
|------------------------|------------------------------|
| Chief Justice          | \$186                        |
| Associate              | \$181                        |
| Administrator-Supreme  | \$119                        |
| Administrator-Superior | \$113                        |
| Superior Court         | \$152, Presiding Judge \$162 |

### *Limited and Special*

None

# National Center for State Courts

The **National Center for State Courts** is a nonprofit organization dedicated to the modernization of court operations and the improvement of justice at the state and local levels throughout the country. It functions as an extension of the state court systems, working for them at their direction and providing for them an effective voice in matters of national importance.

In carrying out its purpose, the National Center acts as a focal point for state judicial reform, serves as a catalyst for setting and implementing standards for fair and expeditious judicial administration, and finds and disseminates answers to the problems of state judicial systems. In sum, the National Center provides the means for reinvesting in all states the profits gained from judicial advances in any state. Funding for this *Survey* is made possible by assessments from all 50 states, the District of Columbia, and the territories and by individual contributions.

Points of view are those of the authors and do not necessarily represent the official position or policies of the National Center for State Courts. If you have questions or comments regarding this *Survey*, contact the **National Center for State Courts, Knowledge and Information Services**, 300 Newport Avenue, Williamsburg, VA 23185, (800) 616-6164, fax (757) 564-2075.

This *Survey* was prepared by the Knowledge and Information Services (KIS) Office of the National Center for State Courts, with assistance from **Visual Research**.

## NCSC Board of Directors

### Chair

**Wallace B. Jefferson**, Chief Justice,  
Supreme Court of Texas

### Vice-Chair

**Lilia G. Judson**, Executive Director  
Indiana Supreme Court

### Chair-Elect

**Eric T. Washington**, Chief Judge  
District of Columbia Court of Appeals

### Vice Chair-Elect

**Rosalyn W. Frierson**, State Court  
Administrator, South Carolina Court  
Administration

### President

**Mary Campbell McQueen**, President  
National Center for State Courts  
Williamsburg, Virginia

**Christine M. Durham**, Chief Justice  
Supreme Court of Utah

**George S. Frazza**, Esq.  
Patterson Belknap Webb & Tyler LLP  
New York, New York

**Richard C. Godfrey**, Esq.  
Kirkland & Ellis LLP  
Chicago, Illinois

**Donald D. Goodnow**, Director  
Administrative Office of the Courts  
Supreme Court of New Hampshire

**Steven C. Hollon**, Administrative  
Director, Supreme Court of Ohio

**Eileen A. Kato**, Judge  
King County District Court, Washington

**Rufus G. King III**, Senior Judge  
Superior Court of District of Columbia

**Dale R. Koch**, Senior Judge  
Oregon Circuit Court

**W. Mark Lanier**, Esq.  
The Lanier Law Firm  
Houston, Texas

**Alphonse F. La Porta**,  
Ambassador (ret.), Washington, DC

**Charles W. Matthews, Jr.**, Executive  
Vice President & General Counsel (ret.)  
ExxonMobil Corporation, Dallas, Texas

**Manuel A. Medrano**, Esq.  
Medrano & Carlton  
Los Angeles, California

**Donna D. Melby**, Esq.  
Paul Hastings Janofsky & Walker, LLP  
Los Angeles, California

**Edward W. Mullins, Jr.**, Esq.  
Nelson Mullins Riley & Scarborough LLP,  
Columbia, South Carolina

**Barbara R. Mundell**, Presiding Judge  
(ret.), Superior Court, Maricopa County,  
Arizona

**Theodore B. Olson**, Esq.  
Gibson, Dunn, & Crutcher LLP  
Washington, DC

**Robert S. Peck**, Esq., President  
Center for Constitutional Litigation, P.C.  
Washington, DC

**Peggy A. Quince**, Justice  
Supreme Court of Florida  
Tallahassee, Florida

**Ronald B. Robie**, Associate Justice  
Court of Appeal, Third Appellate District,  
Sacramento, California

**Myron Steele**, Chief Justice  
Supreme Court of Delaware

**Suzanne H. Stinson**, Court  
Administrator, 26th Judicial District Court  
Benton, Louisiana

**Larry D. Thompson**, Sr. Vice President  
& General Counsel, PepsiCo  
Purchase, New York

## NCSC Officers and Management Staff

### Headquarters

300 Newport Avenue  
Williamsburg, VA 23185  
www.ncsconline.org

**Mary Campbell McQueen**  
President

**Robert N. Baldwin**  
Executive Vice President and General Counsel

**Thomas M. Clarke**, Vice President  
Research and Technology Services

**John R. Meeks**, Vice President  
Institute for Court Management

**Jesse Rutledge**, Vice President  
External Affairs

**Gwen W. Williams**, Chief Financial  
Officer and Vice President of Finance and  
Administration

### Denver Office

707 Seventeenth Street, Suite 2900  
Denver, CO 80202-3429

**Daniel J. Hall**, Vice President  
Court Consulting Services

### Washington Office

2425 Wilson Boulevard, Suite 350  
Arlington, VA 22201

**William Kaschak**, Vice President  
International Program Division

